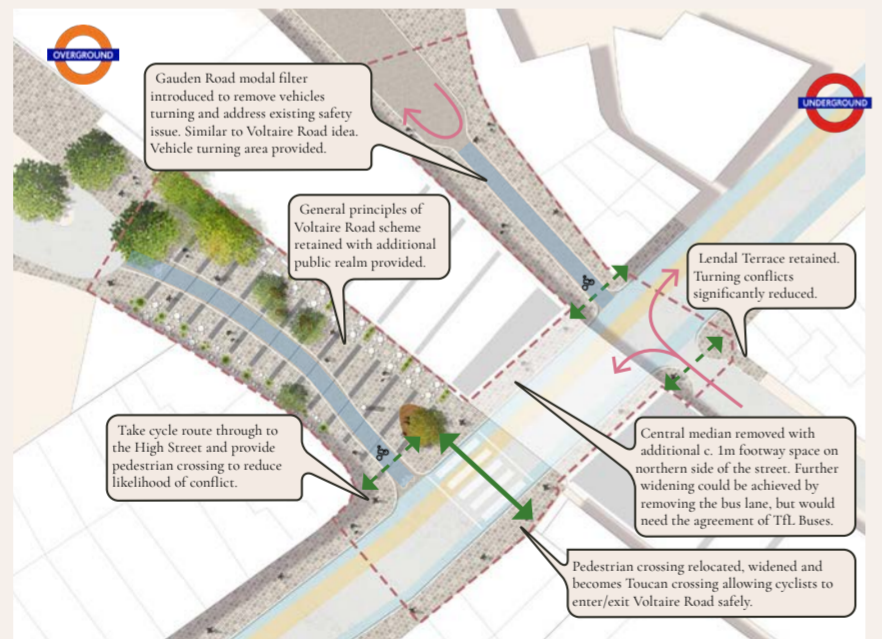
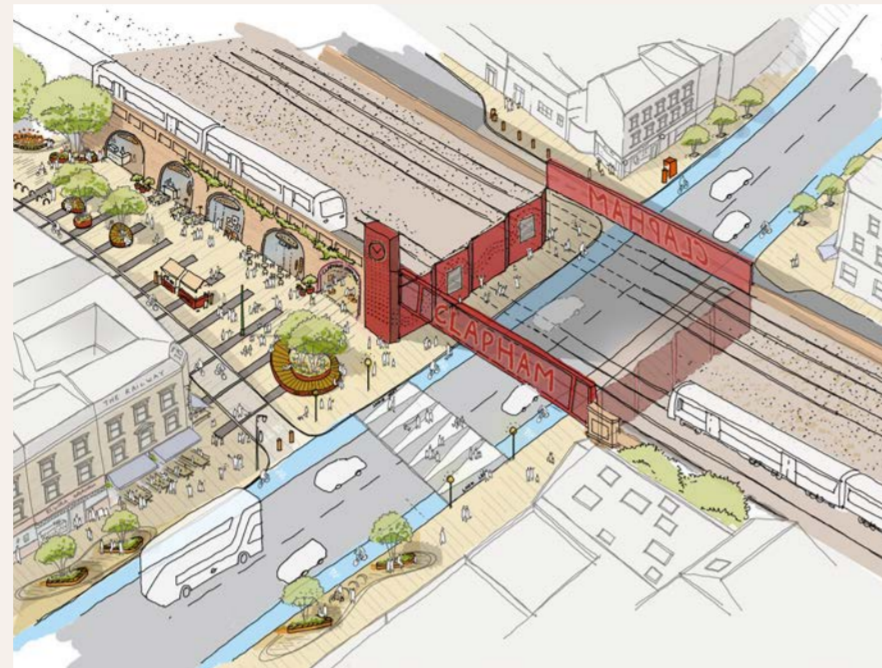


GATEWAY TO CLAPHAM

A New Civic Threshold for Clapham - Shaped by its People

Gateway to Clapham reimagines the bridge as a community landmark with a strong civic presence — a new red portal that marks arrival in Clapham and establishes identity at the threshold between station, High Street and Common. Clad in a simple, robust red mesh and animated by backlit civic signage, the bridge becomes a highly visible and cinematic piece of infrastructure, legible day and night. Conceived as a theatrical canvas rather than a finished object, the facade supports an evolving, community-designed artwork created through hands-on participation over time. Individually made elements attach to the mesh, each unique yet collectively forming a shifting, coherent presence across the bridge, like an organic murmururation that records change and shared authorship. Integrated lighting enhances safety and legibility while accentuating the zig-zag geometry beneath the bridge, reinforcing movement, rhythm and procession after dark. Anchoring this transformation, a new Urban Room within a redundant railway arch opens onto the public realm to support workshops, exhibitions and events, repositioning the bridge as a place of identity, encounter and civic expression.



The Co-Design Process

A year of connection

With the bridge as the centre-piece, we would plan a year of celebrating community connections, trialing design ideas and building a cultural-historical case for infrastructural change.

- Sustained community engagement across ages & cultures
- Visible demonstrations of greener, safer, connected uses of the bridge space
- Evidence base (data, visuals, stories) to influence stakeholders
- Seasonal design interventions: temporary greening, lighting, crossings, street furniture.
- Historic storytelling: tying Clapham's heritage and role in London's economy into each season.



GATEWAY TO CLAPHAM

A New Civic Threshold for Clapham - Shaped by its People

Gateway to Clapham is a phased, community-led transformation of Clapham Bridge and its surrounding public realm, repositioning a constrained piece of transport infrastructure as a civic landmark, safer junction and catalyst for wider change. Responding to the bridge's role as one of the few crossings over the railway and its position at the gateway to the Clapham High Street Conservation Area, the project introduces targeted public realm and transport improvements that rebalance movement and reduce conflict. New plaza spaces, enhanced lighting, seating and planting improve comfort, safety and legibility for pedestrians and cyclists within a complex live transport environment. A long-term greening strategy underpins all phases, establishing the foundations of a future green link along Clapham High Street that buffers traffic, improves microclimate and supports biodiversity.

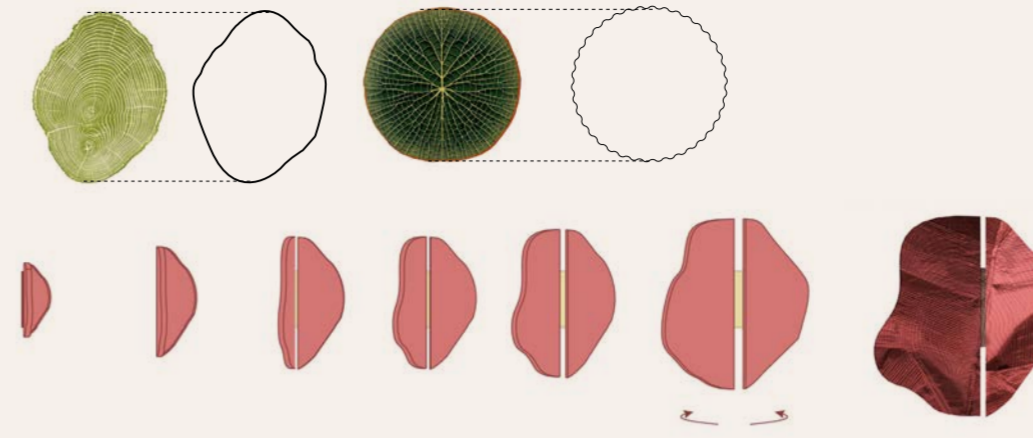
A revitalised public realm

Public realm improvements extend the impact of the gateway beyond the bridge, reimagining the junctions at Voltaire Road and Gauden Road to prioritise pedestrians and cyclists, reduce conflict and significantly increase usable public space.


Through-traffic is removed from side roads and replaced with cycle-only movement, crossings are realigned to desire lines, and a widened Toucan crossing strengthens north-south connections. The removal of the central median enables wider footways beneath the bridge while retaining essential traffic, bus and cycle routes. Along this rebalanced network, a series of community plinths and pocket spaces host rotating artworks, performances and local storytelling, documenting change over time. Play, wayfinding and identity are embedded into the fabric of the street through tactile planting, sculptural seating, integrated signage and subtle cues that guide movement while expressing Clapham's layered history.

A reactivated Urban Room provides a constant point of information and engagement from the outset, while a cohesive lighting strategy improves safety, legibility and night-time presence.

Together with a long-term greening strategy — forming a future Green Link along Clapham High Street — these interventions create a safer, more inclusive and expressive public realm that supports climate resilience, community life and everyday discovery.



Iterations of potential design elements: referencing fingerprints, tree rings and leaves.




Facade articulation studies: Nature and Community themes



Clapham Hub: A community urban room



The Northern portal: From station to park



The gallery: Interior bridge facade

A Three-Phased Delivery:

PHASE 1: The Bridge

Immediate, high-impact interventions focused on the bridge, urban room and adjacent public realm.

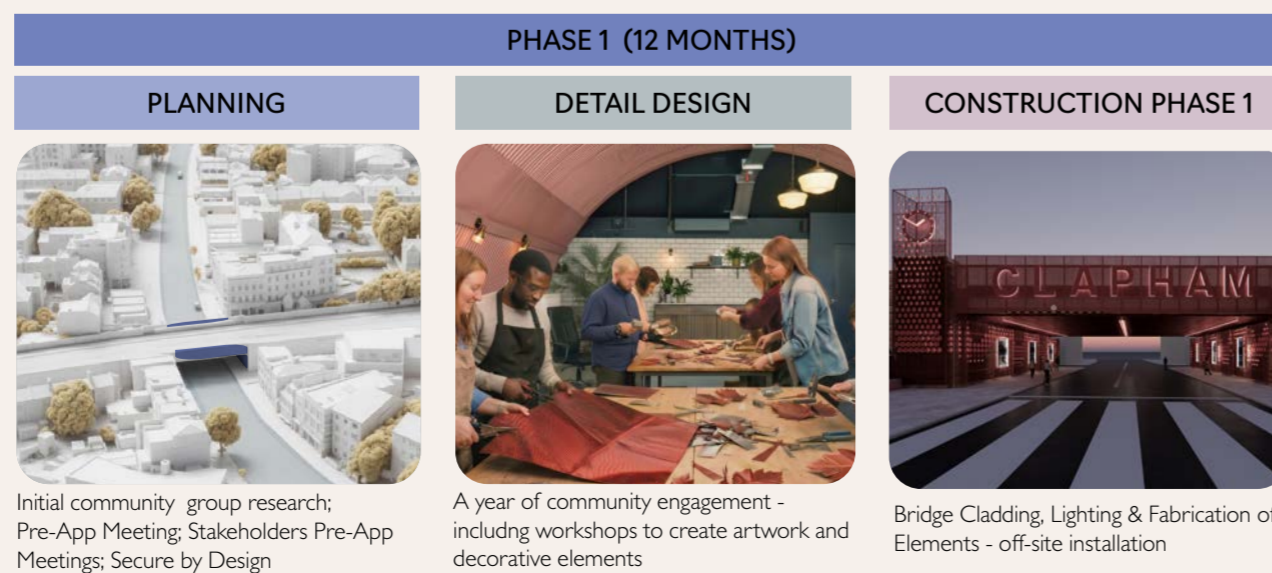
PHASE 2: The Junction

Optional value-adding improvements to movement, safety and plaza spaces, informed by testing and community feedback.

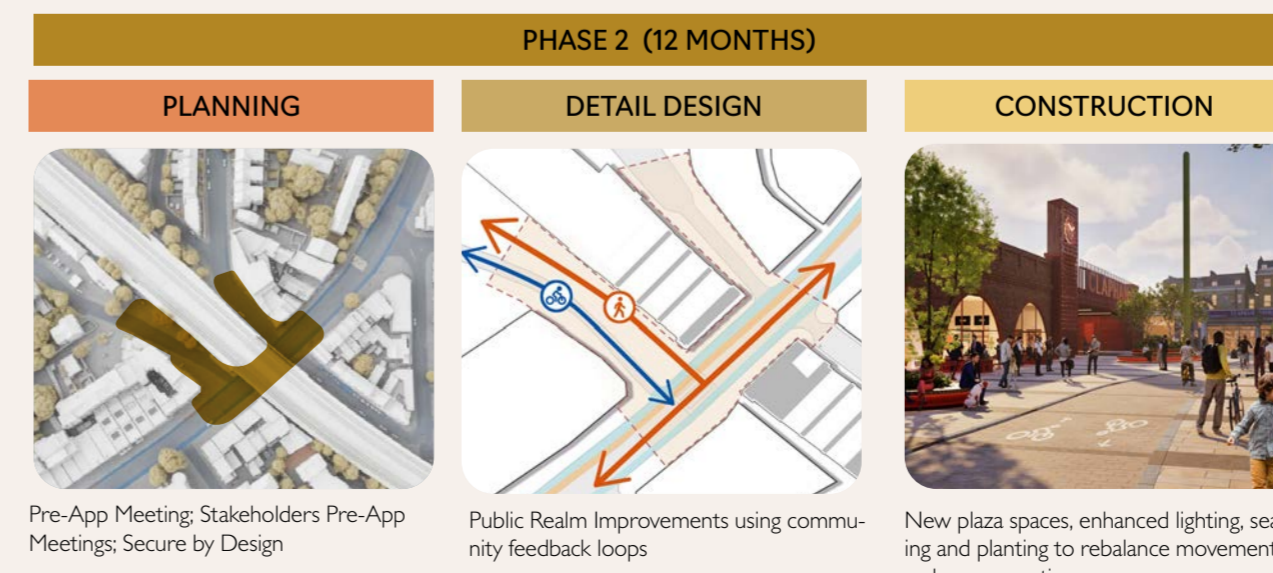
PHASE 3: The Wider Area

A longer-term masterplan extending greening, seating and community growing between the station, bridge and the common.

The Bridge Facade



The Junction



The Wider Masterplan

